FBMKLCI Futures daily chart

Preview

Fundamental

Expect futures to trade cautiously higher today following a strong overnight performance on Wall Street and encouraging Malaysia economic fundamental while weaker crude oil prices could cap gains. Stateside, major U.S. equity indices edged steadier on Friday, continuing the momentum from Thursday's rally saw the benchmark S&P 500 and tech-heavy Nasdaq Composite erase losses suffered during this month's sell-off after encouraging U.S. economic data helped soothe fears of a recession and participants focused on the Jackson Hole Economic Symposium this week. Regionally, Asian stock indices finished higher on Friday, with Japan's benchmark Nikkei posted best week in more than four years on encouraging economic growth and as upbeat risk sentiment spilled over from Wall Street after encouraging US retail sales data eased recession fears, with interest rate cut bets still intact and the spillover effect of the stimulus from the China central bank. Locally, the FBM KLCI ended sharply higher for the sixth consecutive session, in line with the performance of its regional peers, propelled by persistent buying interest in selected index linked heavyweights, thanks to encouraging economic data in Malaysia after strong gross domestic product (GDP) expansion of 5.9 per cent in the second quarter of 2024 (2Q 2024). The index closed at 1,623.90, rose 10.96 points, led by the gains in PCHEM, SDG, CIMB, PMAH and YTL shares. Futures to cash basis weakened to 1-point premium from 4 points premiums.

Technical

Futures contract opened higher and spent most part of the trading session in a positive column as speculative purchases emerged coupled with mild short-covering activities following the strong underlying cash market and strong regional peers performance. The August futures contract settled 8.5 points higher at 1,625.0, forming a short white bodied candlestick pattern with extended upper and short bottom shadow, indicating buying activity dominated the trading session aggressively. Technical wise, MACD indicator issued a buying signal while RSI indicator lingered at neutral region. Therefore, expect futures to trade rangebound with slight upward bias today echoing overnight advances on Wall Street and robust expansion of the Malaysian economy while a recent decline in crude oil prices may prompt some profit-taking maneuvers. Thus, the support and resistance are envisaged at 1,619.0 and 1,636.0 respectively.

Source: Bloomberg

Contract	Sett	Change	High	Low	Volume	Open Int	O/I chg	O/I chg Value USD	Open Interest 3mth avg	Open Interest Value USD	Previous Week High	Previous Week Low
FBMKLCI	1623.90	10.96	1624.71	1617.18	169 Mn						1624.71	1598.30
AUG 24	1625.00	8.50	1630.00	1619.00	8,043	37,756	445	8.16 Mn	36,972	677.74 Mn	1630.00	1592.00
SEP 24	1606.00	9.00	1610.50	1600.00	514	2,494	19	.34 Mn	8,660	156.89 Mn	1610.50	1576.00
DEC 24	1612.00	9.50	1615.50	1607.50	101	766	35	.64 Mn	1,265	23.00 Mn	1615.50	1580.00
MAR 25	1598.00	9.50	1601.50	1592.00	121	131	-6	-.11 Mn	765	13.79 Mn	1630.50	1606.50
					8,779	41,147	493	9.03 Mn	47,661	871.41 Mn		

Futures Fair Value

Contract	Exp. Date	KLIBOR Index Pt	Div Idx Pt (Gross)	FV	KF Est Div Idx pt (Net)	FV
AUG 24	30/8/2024	1.61	1.24	0.36	1.24	0.36
SEP 24	30/9/2024	6.13	26.08	6.13	26.08	-19.95
Roll FV				5.77		-20.31

Premium to Fair 3.55 Pts 0.22%

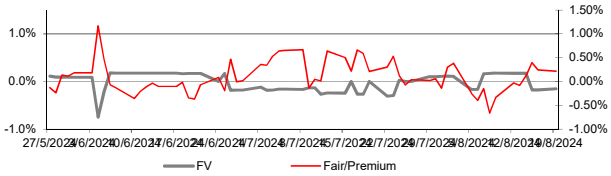

Benchmark Indices

Source: Bloomberg	Last	1d Chg	6m Chg	Relative to FBMKLCI 3m Chg	6m Chg
FBMKLCI	1623.9	0.68%	5.54%	-3.44%	1.57%
FBM100	11976.09	0.74%	8.20%	0.14%	2.52%
FBMEMAS	12335.13	0.78%	8.01%	-0.23%	2.33%

Local Sector Performance againts FBMKLCI

Sector	1d Chg	3m Chg	6m Chg
Financial	0.04%	3.92%	1.16%
Plantation	-0.10%	-3.18%	-6.74%
Utilities	0.00%		0.00%

Currencies	Last	1d Chg	3m Chg	6m Chg
USDMYR	4.4323	-0.12%	-5.35%	-7.26%
CNYMYR	0.6187	0.04%	-4.59%	-6.87%
Dollar Index (DXY)	102.481	0.02%	-1.88%	-1.72%
MYR to DXY		0.14%	3.67%	5.97%

Futures Roll

	3m Avg	Last	KF FV
Futures Roll	-0.13	-19.00	-20.31

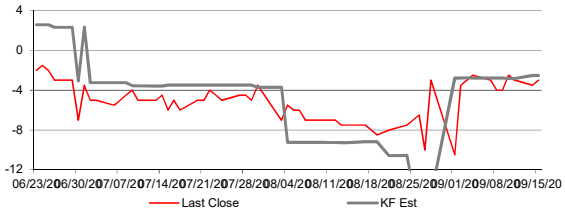

World Equity Indices

Source: Bloomberg	Last	1d Chg	6m Chg	Relative to FBMKLCI 3m Chg	6m Chg
USA					
Dow Jones	40659.76	0.24%	5.26%	1.18%	-0.27%
S&P 500	5554.25	0.20%	10.96%	4.26%	5.13%
NASDAQ	17631.72	0.21%	11.77%	5.19%	5.90%
Europe					
DAX	18322.40	0.77%	7.20%	-2.48%	1.57%
CAC	7449.70	0.35%	-4.10%	-9.20%	-9.14%
FTSE100	8311.41	-0.43%	7.54%	-1.74%	1.89%
EURO Stoxx	511.45	0.31%	3.87%	-2.64%	-1.58%
Asia Pacific					
Nikkei 225	38062.67	3.64%	-1.06%	-2.31%	-6.26%
Hang Seng	17430.16	1.88%	7.89%	-11.26%	2.22%
Straits Times	3352.89	1.12%	3.94%	0.74%	-1.52%
KOSPI	2697.23	1.99%	0.63%	-1.45%	-4.65%
TAIEX	22349.33	2.07%	19.93%	4.66%	13.63%
S&P/ASX200	7971.05	1.34%	3.99%	1.55%	-1.47%

FBMKLCI Volatility

	30 Days	60 Days	90 Days
FBMKLCI Volatility	18.19%	13.58%	11.60%

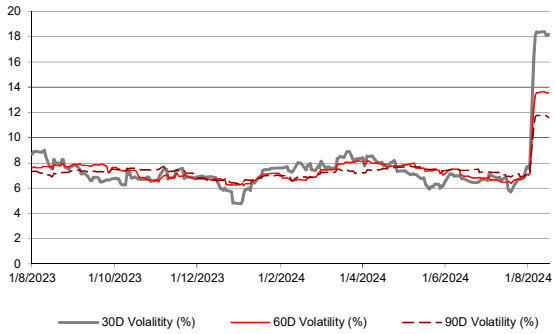

U.S. markets

U.S. stocks ended higher on Friday, extending their biggest weekly percentage gains of the year as worries of an economic downturn eased and investors focused on the Jackson Hole Economic Symposium next week. - Reuters

Source: Bloomberg

Diclaimer: "This document has been prepared for general circulation based on information obtained from sources believed to be reliable but we do not make any presentations as to its accuracy or completeness. regard to the specific investment objectives, financial background and the particular needs of any person who may read this document. This document is for the information of addressees only and is not be tak addressees in relation to any investment decision. Kenanga Futures Sdn Bhd accept no liability whatsoever for any direct or consequential loss arising from any use of this document or any solicitation of an Sdn Bhd and its associates, their directors, and/or employees may have positions in, and may effect transactions in securities/underlying securities mentioned herein from time to time in the open market or o dealings with respect to these companies."