CPO Futures 3rd month daily chart

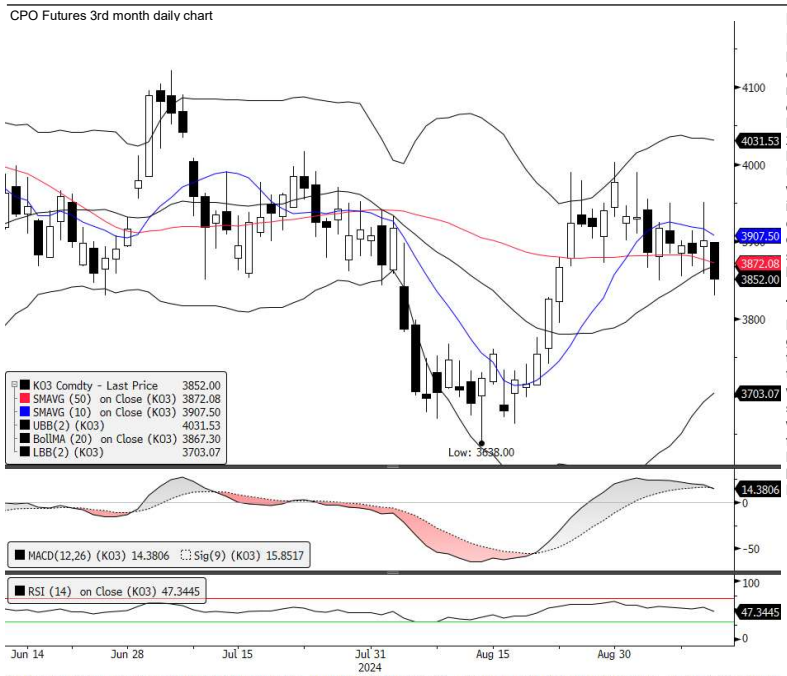

K03 Comdty (Generic 3rd 'KO' Future) DAILY REPORT CHART Daily 12JUN2024-12SEP2024 Copyright© 2024 Bloomberg Finance L.P. 12-Sep-2024 19:03:37

Preview

Fundamental

Malaysian palm oil futures extended their decline for a second straight session, closing 1.01% lower on Friday and marking a three-week low following the weaker rival soy oil prices and a firmer ringgit, making palm oil less affordable for international buyers that outweighed concerns over potential disruptions to sunflower oil supplies from the key Black Sea region. Globally, crude oil prices rose on Monday, with the U.S. benchmark West Texas Intermediate (WTI) settled at $70.09, up $1.44, or 2.1% per barrel, as the sustained impact of Hurricane Francine on production in the U.S. Gulf of Mexico overshadowed ongoing concerns about weakening Chinese demand and ahead of this week's U.S. Federal Reserve interest rate decision. In addition, the CBOT soy oil edged higher on Monday, with December soy oil rose 0.18 cent to close at 39.11 cents per pound, tracking the spillover strength in crude oil although gains were constrained by concerns about a potential record soy crop, which could further increase the already abundant global supply. Therefore, palm oil futures are expected to open lower today weighed down by persistent concerns about the strengthening Malaysian ringgit and subdued demand from key importers China and India while losses may be moderated by potential bargain-hunting following recent declines.

Technical

Palm oil futures for the November contract opened higher during morning trading session but trended gradually lower to close below negative territory tracking weaker rival edible oil prices during Asian trading hours and concerns over a stronger Malaysian ringgit, which has increased the cost of the tropical oil for overseas buyers. At the close, the November contract settled at 3,813 ringgit per tonne with losses of 39 points, forming a long, black-bodied candlestick pattern with longer upper and shorter bottom shadows, indicating bears took control of the trading session aggressively. Technical wise, MACD indicator issued a sell signal while RSI is lingering in a neutral region. Therefore, palm oil futures are expected to trade lower today pressured by persistent concerns over strengthening Malaysian currency and subdued September export demand data while downside could be cushioned by a potential of bargain hunting activities. Therefore, the support and resistance for the newly listed December futures contract can be pegged at 3,710 and 3,805 respectively.

Source: Bloomberg

Contract	Sett	Chg	High	Low	Vol	Open Int	O/I chg	O/I chg Value USD	Previous Week High	Previous Week Low
OCT 24	3,909	-26	3,979	3,892	5,878	813	-17,049	-388.85 Mn	4,009	3,892
NOV 24	3,814	-38	3,904	3,806	51,875	18619	-58,629	-1304.71 Mn	3,951	3,806
DEC 24	3,775	-35	3,864	3,772	31,890	76807	33,679	741.82 Mn	3,906	3,772
JAN 25	3,754	-32	3,843	3,749	13,915	52403	26,052	570.63 Mn	3,880	3,749
FEB 25	3,743	-33	3,834	3,739	6,417	26876	13,785	301.06 Mn	3,868	3,739
MAR 25	3,734	-35	3,822	3,731	4,704	14037	-8,916	-194.25 Mn	3,862	3,731
APR 25	3,719	-35	3,805	3,714	2,461	23104	11,964	259.61 Mn	3,844	3,714
MAY 25	3,694	-37	3,782	3,688	2,726	11455	-2,811	-60.59 Mn	3,819	3,688
JUN 25	3,656	-42	3,743	3,651	825	14704	9,339	199.22 Mn	3,780	3,651
JUL 25	3,616	-40	3,692	3,612	646	5423	-1,218	-25.7 Mn	3,717	3,612
AUG 25	3,585	-40	3,664	3,661	155	6724	5,695	119.12 Mn	3,686	3,636
SEP 25	3,572	-40	3,654	3,570	120	1081	-4,911	-102.35 Mn	3,704	3,570
NOV 25	3,563	-42	3,620	3,620	8	5978	4,481	93.16 Mn	3,690	3,620
JAN 26	3,563	-42				1500	1,500	31.18 Mn	-	-
MAR 26	3,563	-42				0	0	. Mn	-	-
MAY 26	3,563	-42				0	0	. Mn	-	-
JUL 26	3,563	-42				0	0	. Mn	-	-
SEP 26	3,563	-42				0	0	. Mn	-	-
NOV 26	3,563	-42				0	0	. Mn	-	-
JAN 27	3,563	-42				0	0	. Mn	-	-
MAR 27	3,563	-42				0	0	. Mn	-	-
MAY 27	3,563	-42				0	0	. Mn	-	-
JUL 27	3,605	-39				0	0	. Mn	-	-
SEP 27	3,605	-39				0	-		-	-
Total					**121,620**	**259,524**	**12,961**			

Source: Bloomberg

Cash CPO (MYR/MT)	Last Bid	Last Offer	3m Chg	6m Chg
Oct24	3,910	3,990	-1.0%	0.0%

Source: Reuters

Spreads	Last	Bid	Offer	Vol	30 Day High	30 Day Low	30 Day Avg
Oct24-Nov24	83	91	93	2,592	97	12	46
Oct24-Dec24	134	124	-	615	136	21	68
Nov24-Dec24	39	38	39	18,030	51	2	22
Nov24-Jan25	60	60	64	3,061	79	-8	31
Dec24-Jan25	21	22	22	4,662	29	-11	9
Dec24-Feb25	32	32	35	779	42	-24	11

Source: Bloomberg

Refiner's Margin (RBDPO - Cash CPO) -

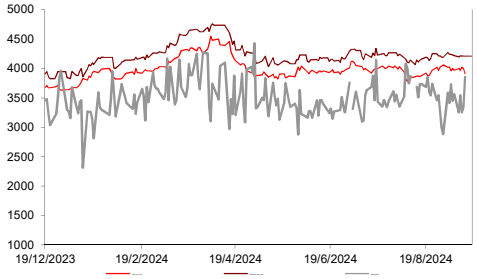

Export Est Period	Sep-24 AMSPEC	Sep-24 ITS	Aug-24 AMSPEC	Aug-24 ITS	Change (m-o-m) AMSPEC	Change (m-o-m) ITS	Change (y-o-y) AMSPEC	Change (y-o-y) ITS
1 - 10th days	412,771	448,985	435,413	470,706	-5.20%	-4.61%	35.07%	27.98%
1 - 15th days	-	-	599,663	637,466	-	-	-	-
1 - 20th days	-	-	866,641	834,948	-	-	-	-
1 - 25th days	-	-	1,008,418	1,055,768	-	-	-	-
Full month	**-**	**-**	**1,376,412**	**1,445,442**	**-**	**-**	**-**	**-**

Source: Reuters

Crude Degummed Soybean Oil (CDSBO)/ RBD Palm Olein (RBDPL) Basis (per Tonne) #VALUE!

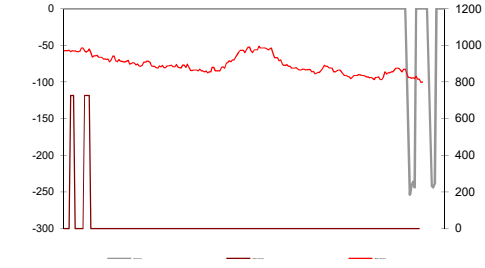

Malaysian Palm Oil Board Statistic	2023 August	2024 June	2024 July	2024 August	Sep Chg (Mean)	KF's Expected September
Production	1,753,472	1,615,283	1,840,999	1,893,859	7.26%	**2,031,269**
Stocks	2,124,963	1,829,469	1,733,219	1,883,214	14.98%	**2,165,226**
Export	1,221,814	1,205,214	1,689,365	1,525,115	-9.97%	**1,373,053**
Import	110,621	11,738	10,483	9,970	8.48%	**10,816**

Source: Reuters

Commodity Futures (3rd month)

Overnight close		+/-	1d Chg (%)	3m Chg	6m Chg	Relative to FCPO 3m Chg	Relative to FCPO 6m Chg
CPO	3775	-35	-0.92%	-4.09%	-10.01%	-0.04	-0.10
Dalian Olein	7852	30	0.38%	1.60%	9.42%	1.06	1.22
Soybean Oil	39.75	-0.94	-2.31%	-9.10%	-19.57%	0.95	0.89
WTI Crude	70.09	1.44	2.10%	-10.45%	-9.70%	0.97	1.00
CRB Index (realtime)	276.86	3.0200	1.10%	-5.53%	-2.73%	0.93	1.00

Source : Bloomber

Currency	Last	1d Chg	3m Chg	6m Chg
USDMYR	4.2847	-0.38%	-8.89%	-8.83%
USDIDR	15339.0	-0.41%	-6.15%	-1.84%

Source : Bloomberg

3rd mth FCPO Volatility

30 Days	60 Days	90 Days
16.54%	17.15%	19.35%

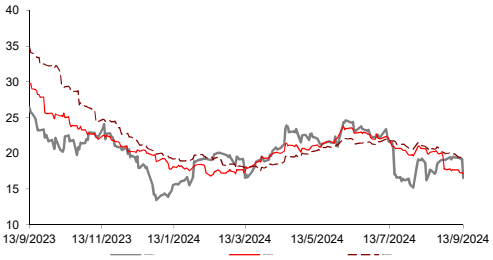

Overnight Lead

Chicago Board of Trade soybean futures tipped down on Monday as U.S. farmers begin harvesting what is expected to be a record soy crop, adding to an already ample global supply of soy. - Reuters

Kenanga Futures Sdn Bhd (353603-X)
Fax: (603) 2172 2729 Email: futures@kenanga.com.my

Diclaimer: "This document has been prepared for general circulation based on information obta msg1
investment objectives, financial background and the particular needs of any person who may read this document. This document is for the information of addressees only and is not be taken in substitution for the exercise of jud
decision. Kenanga Futures Sdn Bhd accept no liability whatsoever for any direct or consequential loss arising from any use of this document or any solicitation of an offer to buy or sell any securities/underlying securities. K
employees may have positions in, and may effect transactions in securities/underlying securities mentioned herein from time to time in the open market or otherwise, and may receive brokerage fees or act as principal or agent i