FBMKLCI Futures daily chart

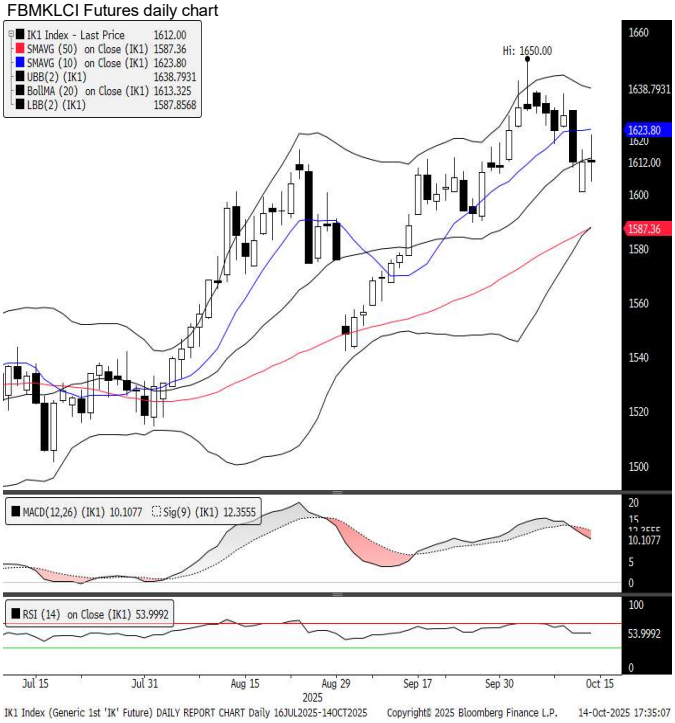

Preview

Fundamental

ect futures to trade cautiously higher today supported by overnight Wall Street that managed to recoup some of their losses as optimism over potential Federal Reserve rate cuts helped offset renewed US-China trade tensions though upside momentum may remain limited as participants stay guarded amid lingering uncertainty surrounding the trade outlook. Stateside, U.S. markets finished mixed on Tuesday in a volatile session after balancing ongoing US-China trade frictions with comments from Federal Reserve Chair Jerome Powell suggesting quantitative tightening may be nearing its end with the Dow inching higher while the S&P 500 and Nasdaq slipped. On the external front, Asian stock traded mostly lower on Tuesday as renewed US-China trade frictions and geopolitical uncertainties weighed on sentiment despite earlier optimism from US President Donald Trump's conciliatory remarks with Japanese shares pressured by political uncertainty while Hong Kong and mainland Chinese markets extended losses after Beijing imposed curbs on US units of a Korean shipbuilder reigniting trade war concerns. Locally, the FBM KLCI ended lower on Tuesday, following regional declines as renewed US-China trade tensions reignited trade war worries leading participants to adopt a cautious stance and lock in profits amid concerns over the potential impact on global trade and economic outlook. The index closed at 1,611.46, fell 3.73 points, with top losers were SDG, TNB, KLK, YTL and PTG shares. Futures to cash basis strengthened to 0.5 point premium from 3.0-point discount.

Technical

Futures contracts traded higher in the morning but turned lower after midday before recovering to close flat as early gains from Wall Street's rebound and optimism over President Donald Trump's assurance that US-China trade relations would be fine were offset by profit-taking and regional weakness amid growing concerns over escalating trade tensions. The October futures contract closed unchanged at 1,612.0, forming a short black candlestick pattern with extended upper and bottom shadow, indicating an indecisiveness in direction. Technical viewpoint, MACD indicator issued a sell signal while RSI indicators is lingering at neutral region. Nevertheless, expect futures to trade range bound with a mild upward bias today supported by overnight Wall Street that erased part of their losses after investors digested mostly positive earnings from major US banks along with remarks from Federal Reserve Chair Jerome Powell though lingering uncertainty over US-China trade policy may keep traders cautious and limit fresh buying interest. Therefore, the support and resistance can be pegged at 1,603.0 and 1,621.0 respectively.

Source: Bloomberg

Contract	Sett	Change	High	Low	Volume	Open Int	O/I chg	O/I chg Value USD	Open Interest 3mth avg	Open Interest Value USD	Previous Week High	Previous Week Low
FBMKLCI	1611.46	-3.73	1622.75	1610.05	183 Mn						1638.09	1621.17
OCT 25	1612.00	--	1622.00	1604.50	8,064	38,948	-306	-5.83 Mn	32,776	624.97 Mn	1638.00	1609.50
NOV 25	1612.50	0.50	1621.50	1605.00	338	1,571	-54	-1.03 Mn	7,697	146.81 Mn	1636.00	1610.50
DEC 25	1610.00	-0.50	1618.50	1603.50	122	645	12	.23 Mn	1,537	29.26 Mn	1634.00	1609.00
MAR 26	1591.50	-1.00	1599.00	1585.50	16	381	2	.04 Mn	967	18.21 Mn	1615.00	1591.50
					8,540	41,545	-346	-6.6 Mn	42,977	819.25 Mn		

Futures Fair Value

Contract	Exp. Date	KLIBOR Index Pt	Div Idx Pt (Gross)	FV	KF Est Div Idx pt (Net)	KF Est FV
OCT 25	31/10/2025	2.12	0.76	1.36	0.76	1.36
NOV 25	28/11/2025	5.83	1.27	4.56	1.27	4.56
Roll FV				3.20		3.20

Premium to Fair -2.15 Pts -0.13%

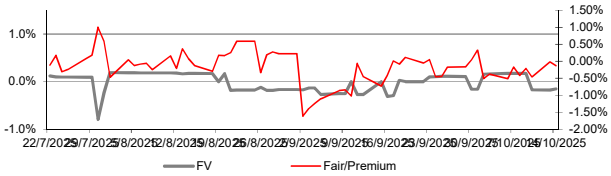

Benchmark Indices

Source: Bloomberg	Last	1d Chg	6m Chg	Relative to FBMKLCI 3m Chg	Relative to FBMKLCI 6m Chg
FBMKLCI	1611.46	-0.23%	8.41%	1.33%	4.53%
FBM100	11768.08	-0.26%	8.73%	-0.87%	0.29%
FBMEMAS	12037.03	-0.34%	9.04%	-0.71%	0.58%

Local Sector Performance againts FBMKLCI

Sector	1d Chg	3m Chg	6m Chg
Financial	-0.01%	-1.69%	-5.94%
Plantation	-0.22%	-0.10%	0.22%
Utilities	0.00%		0.00%

	3m Avg	Last	KF FV
Futures Roll	-1.82	0.00	3.20

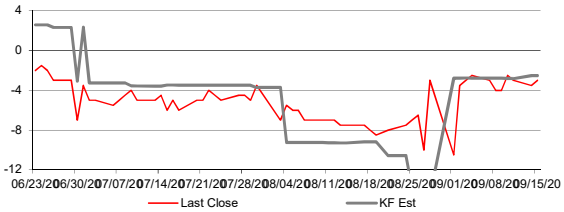

Currencies	Last	1d Chg	3m Chg	6m Chg
USDMYR	4.2270	-0.14%	-0.35%	-4.21%
CNYMYR	0.5932	0.07%	0.02%	-1.74%
Dollar Index (DXY)	99.054	0.01%	0.44%	-1.16%
MYR to DXY		0.15%	0.79%	3.19%

World Equity Indices

Source: Bloomberg	Last	1d Chg	6m Chg	Relative to FBMKLCI 3m Chg	Relative to FBMKLCI 6m Chg
USA					
Dow Jones	46270.46	0.44%	14.18%	-1.49%	5.32%
S&P 500	6644.31	-0.16%	22.91%	0.33%	13.37%
NASDAQ	22521.70	-0.76%	33.81%	3.29%	23.43%
Europe					
DAX	24236.94	-0.62%	14.04%	-4.65%	5.19%
CAC	7919.62	-0.18%	8.89%	-3.99%	0.44%
FTSE100	9452.77	0.10%	14.59%	0.11%	5.70%
EURO Stoxx	564.54	-0.37%	11.12%	-1.94%	2.50%
Asia Pacific					
Nikkei 225	46847.32	-2.58%	36.71%	11.76%	26.10%
Hang Seng	25441.35	-1.73%	18.79%	-0.50%	9.57%
Straits Times	4354.52	-0.80%	20.13%	0.05%	10.81%
KOSPI	3602.16	1.13%	45.40%	6.05%	34.12%
TAIEX	26793.15	-0.48%	34.93%	11.06%	24.46%
S&P/ASX200	8979.90	0.90%	15.69%	-1.51%	6.72%

	30 Days	60 Days	90 Days
FBMKLCI Volatility	7.58%	8.27%	8.11%

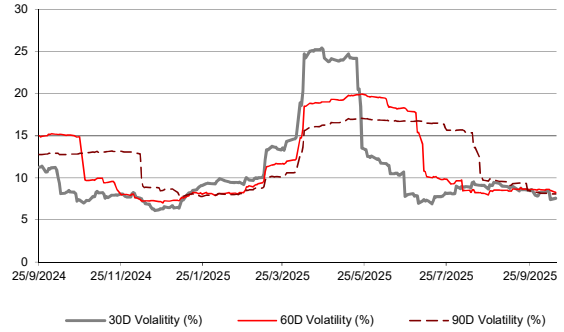

U.S. markets

Wall Street ended mixed on Tuesday as investors digested mostly positive quarterly results from big U.S. banks, comments from Federal Reserve Chair Jerome Powell and an ongoing U.S.-China trade war. - Reuters

Source: Bloomberg

Diclaimer: "This document has been prepared for general circulation based on information obtained from sources believed to be reliable but we do not make any presentations as to its accuracy or completeness. regard to the specific investment objectives, financial background and the particular needs of any person who may read this document. This document is for the information of addressees only and is not be tak addressees in relation to any investment decision. Kenanga Futures Sdn Bhd accept no liability whatsoever for any direct or consequential loss arising from any use of this document or any solicitation of an Sdn Bhd and its associates, their directors, and/or employees may have positions in, and may effect transactions in securities/underlying securities mentioned herein from time to time in the open market or o dealings with respect to these companies."